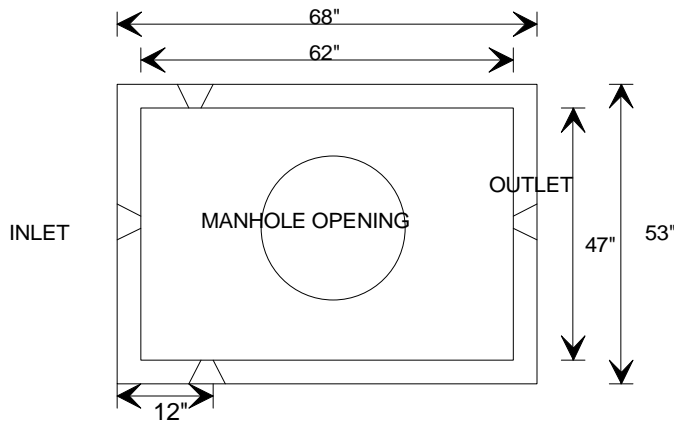


**518-851-6281**  
**518-851-9134**  
**FAX 518-851-7835**

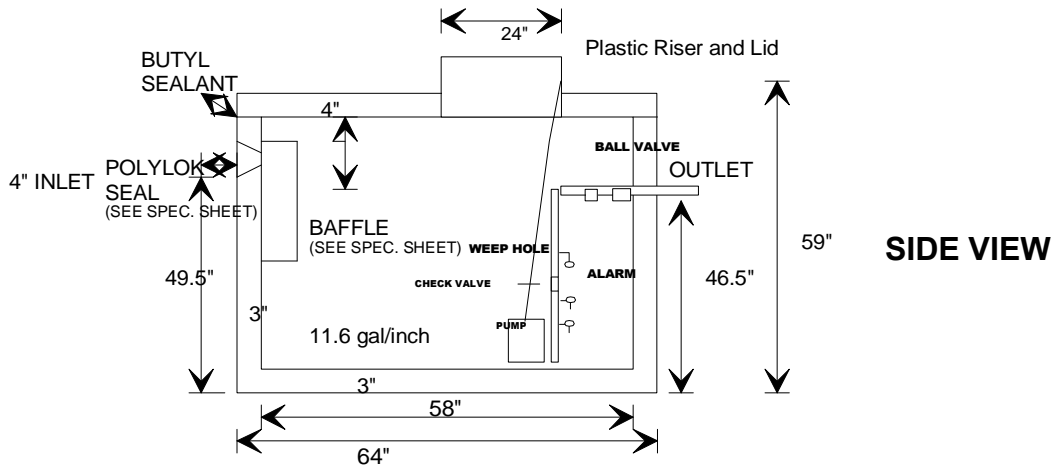
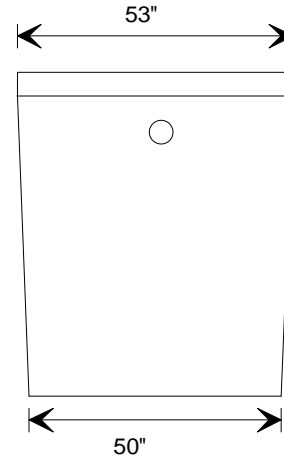
**MODEL 500-P  
WITH SINGLE PUMP**

**3 INLETS    1 OUTLET**

**TOP VIEW**



**END VIEW**



Specifications: Concrete minimum strength-5000 psi at 28 days  
Air entrainment - minimum 5%  
Reinforcement- Base: Euclid Tuf Strand SF Fiber(6lbs./yd)  
#3 Grade 60 deformed rebar  
Lid: #4 Grade 60 deformed rebar  
Pipe connections - Polylok seals (patented)  
Baffles - Plastic inlet

**WEIGHT: 5,775 LBS.**

MAXIMUM RECOMMENDED DEPTH OF COVER OVER TANK-3 FEET

Pump tanks delivered pipe and conduit ready. Pump setup: WEO311 pump, indoor control panel, quick disconnect, float brkt, 3 switches w/weights, 6" draw-70gal dose, 280 gal. storage above alarm.

SEE REVERSE SIDE FOR REINFORCEMENT POSITIONING